

SCHOOL ANNUAL RESULTS REPORT

Banff Elementary School

Canadian Rockies Public Schools



01

SCHOOL CONTEXT

“Safe and caring environment. Amazing teachers!
Meaningful integration of wise practices. Great integration of
outdoor learning.”

Principal's message

Craig Kestle

Banff Elementary School, in the town of Banff Alberta, situated in Banff National Park, provides students with exceptional learning opportunities that prepare them for success in an exponentially changing world. Centred on the whole child, Banff Elementary fosters academic excellence, along with social, emotional, and physical well being by affording students engaging learning opportunities within the classroom, out in the community, and beyond in the surrounding mountain landscapes.

The 2022-2023 School Annual Results continue to highlight many of Banff Elementary School's strengths and successes. Within our school community, students and parents overwhelmingly agree that Banff Elementary is a welcoming, safe, and caring school that provides quality education and programming while also ensuring students have access to appropriate supports and services. Students voiced they were very satisfied with the overall quality of their basic education while identifying further engagement and challenge through the lens of real world experiences as areas for growth. The Grade 6 Provincial Achievement tests results continue to be a strong measure of both student achievement in the area of academic excellence and the importance and impact of professional development for teachers.

Literacy and numeracy, both in terms of instructional design and professional development, were a high priority for all teaching staff and professional learning focussed on the Teaching Effectiveness Framework both effective and significantly contributed to their professional growth. Banff Elementary student perceptions across several measures focussed on individual well-being will continue to be a high priority for the school, both in creating awareness and implementing strategies to address and improve these areas. The measures of Depression, in grades seven and eight and Anxiety, in grades four to eight were above the Canadian norm. Fostering further connection for students to their learning, daily lives, and the school community will be a high priority. Banff Elementary's collaborative team approach will continue to evolve to strategically address areas of concern and target resources and staffing effectively to support our students in the areas of well-being. As all stakeholders overwhelmingly agree that students at Banff Elementary School model the characteristics of active citizenship, I am confident that together we will continue to positively grow and improve collaboratively as a school and school community.



our mission

Inspiring the hearts and minds of every student.

our vision

Creating a better world through transformational education that celebrates nature, diversity, and well-being.

our motto





school

Banff Elementary School
Craig Kestle, Principal
325 Squirrel Street
(403) 762-4465
craig.kestle@crps.ca
<http://bes.crps.ca>



profile

Kindergarten to Grade 8
390 students
25 teachers
10 support staff



unique features

Right From The Start Success Coach
School and Family Wellness Worker
Nature Explorers Program
Mountain Living Outdoor Pursuits
Banff National Park
38 Countries represented

assurance statement

I, Craig Kestle, certify that the School Annual Results Report for Banff Elementary School was developed in consultation with staff and with advice from the school council and according to the other parameters, guidelines and expectations outlined by Canadian Rockies Public Schools.



Principal Signature



02

OVERVIEW

“Strong foundation on numeracy and literacy skills with great supports.”

overview of accomplishments

Priority 1: Health and Wellness

- All teaching staff indicate they had access to resources and professional learning to support positive mental health
- The vast majority of students in Grades 4 to 6 indicate they feel safe at school
- Overall, teachers, parents and students strongly agree that their learning environments are welcoming, caring, respectful and safe
- The vast majority of parents agree that students have access to appropriate supports and services at school

Priority 2: Engaged Learning

- All teaching staff indicate that collaborative professional learning opportunities are effective and have contributed to their ongoing professional growth
- Parents and students are satisfied with the overall quality of basic education
- Teachers, parents and students agree that students model the characteristics of active citizenship

Priority 3: Student Supports

- BES students performed at or above the Acceptable and Excellent standard on all Provincial Achievement Tests
- English as an Additional Language Provincial Achievement Test results are above the provincial average
- All teaching staff indicate that professional learning focussed on the Teaching Effectiveness Framework is effective and has contributed to their ongoing professional growth



priority areas for future SEP

Priority 1: Health and Wellness

- Develop strategies to implement with Grades 7 and 8 students to further promote growth in the areas of self-esteem and feeling safe at school
- Target wellness supports for Kindergarten to 8 students in the areas of anxiety and depression
- Increase teacher awareness and satisfaction in students having access to appropriate supports and services at school through a collaborative team approach

Priority 2: Engaged Learning

- Implement strategies for Grades 7 and 8 students to further understand how their voice is used to impact decisions at school
- Increase awareness of the importance of the Teacher Effectiveness Framework and professional development to further student engagement in student learning
- Further parent awareness of and satisfaction in involvement in decisions about their child's education through identifying and implementing effective strategies to include parent voice

Priority 3: Student Supports

- Increase student perceptions of the interventions and supports available to help them in Language Arts and Math with a focus on learning that is relevant to their daily lives and classroom instruction that is appropriately challenging
- Continue to provide professional development opportunities for teachers to build their foundational knowledge of First Nations, Metis, and Inuit people



03

HEALTH AND WELLNESS

Outcome: Learning and working environments support the positive well-being of students and staff.

local performance measure

Percentage of teachers who indicate that they have had access to division and/or school-based professional learning and resources to support positive mental health.



	Agree (%)	Disagree (%)
Banff Elementary School	100	0
CRPS	95	5

Analysis:

All teaching staff(100%) agreed they have access to professional learning resources to support positive mental health through CRPS and/or its partners.

local performance measure

Percentage of students who indicate that they have positive self-esteem and who feel safe attending school.

Grade	Positive Self Esteem (%)	Feel Safe at School (%)	
	Gr. 7 - 12	Gr. 4 - 6	Gr. 7 - 12
Banff Elementary School	62	72	56
CRPS	58	68	61
Canadian Norm	73	65	64

Analysis:

Seventy-two percent of Grade 4-6 students feel safe at school, which is above the Canadian Norm.

The percentage of Grade 7-8 students reporting positive self esteem and feeling safe at school are below the Canadian Norm.



Local performance measure

Percentage of students who experience anxiety and/or depression.

Grade	Depression (%)	Anxiety (%)	
	Gr. 7- 12	Gr. 4 - 6	Gr. 7- 12
Banff Elementary School (7-8)	33	32	35
CRPS	33	24	32
Canadian Norm	24	22	26

Analysis:

Even with heightened attention during the previous year, the percentage of Gr. 4 to 8 students experiencing anxiety and depression continue to be above the Canadian Norm.

Local performance measure

Percentage of students who feel that their learning environment is inclusive.

	Advocate at School	Positive Teacher Student Relations	Positive Learning Climate	Expectations for Success
Banff Elementary School Gr. 4-6	6.3/10	7.9/10	6.7/10	8.2/10
CRPS Gr. 4-6	6.4/10	7.7/10	6.1/10	7.9/10
Canadian Norm Gr. 4-6	6.4/10	8.3/10	6.9/10	8.6/10
Banff Elementary School Gr. (7-8)	2.9/10	6.8/10	6.4/10	7.2/10
CRPS Gr. 7-12	2.7/10	6.2/10	6.1/10	6.9/10
Canadian Norm Gr. 7-12	2.9/10	6.5/10	6.4/10	7.4/10

Analysis:

A growing number of Gr. 7 to 8 students reported they have an advocate at school. Results for Grade 4 to 6 students remain below the Canadian Norm on all four performance measures. Going forward, these performance measures warrant Banff Elementary School's continued attention.

provincial performance measure

The percentage of teachers, parents, and students who agree that their learning environments are welcoming, caring, respectful, and safe.

	Banff Elementary School (%)	CRPS (%)	Alberta Education (%)
Overall	90.2	83.0	84.7
Parents	96.6	83.2	85.6
Students	78.7	73.5	76.6
Teachers	95.2	92.2	92.0

Analysis:

Parents, student and teachers from Banff Elementary School agree that their learning environments are welcoming, caring, respectful and safe. All measures for Banff Elementary School are above the Provincial average.

provincial performance measure

The percentage of teachers, parents, and students who agree that students have access to appropriate supports and services at school.

	Banff Elementary School (%)	CRPS (%)	Alberta Education (%)
Overall	81.7	78.9	80.6
Parents	84.6	79.5	75.7
Students	84.1	75.4	79.9
Teachers	76.2	81.9	86.2



Analysis:

Parents and students strongly agree that supports and services at the school are accessible and appropriate. The percentage of teachers who agree has declined over the last year by ten per cent (10%) and this performance measure warrants further understanding and attention.

04

ENGAGED LEARNING

Outcome: Students and staff are meaningfully engaged in their learning.



local performance measure



Percentage of Gr. 7 to 8 students who indicated student feedback is valued and used to make decisions at their school.

	Student Feedback is Valued (%)		
	Agree	Disagree	Unsure
Banff Elementary School	51	22	27
CRPS	56	18	26

Analysis:

Fifty-one percent (51%) of students indicated student feedback is valued and used to make decisions at their school. Twenty-seven per cent (27%) of students were unsure and this is an area for further investigation.

local performance measure

Percentage of teachers who indicate that collaborative professional learning opportunities are effective and have contributed to their ongoing professional growth.



	Agree (%)	Disagree (%)
Banff Elementary School	100	0
CRPS	87	13

Analysis:

All teachers indicated that collaborative professional learning opportunities were effective and contributed to their ongoing professional growth.

Local performance measure

Percentage of teachers who indicate that digital citizenship is routinely incorporated into their instruction.



	Agree (%)	Disagree (%)
Banff Elementary School	79	21
CRPS	79	21

Analysis:

Seventy-nine per cent (%) of teachers indicated that digital citizenship is routinely incorporated into their instruction.

provincial performance measure

The percentage of teachers, parents, and students who agree that students are engaged in their learning.

	Banff Elementary School (%)	CRPS (%)	Alberta Education (%)
Overall	82.1	79.9	84.4
Parents	84.8	79.4	87.3
Students	70.9	69.3	70.9
Teachers	90.5	90.9	95.1

Analysis:

Overall eighty-two per cent of teachers, parents and students agree that the students are engaged in their learning. This is below the Provincial average and warrants further understanding.

provincial performance measure

The percentage of teachers, parents, and students satisfied with the overall quality of basic education.

	Banff Elementary School (%)	CRPS (%)	Alberta Education (%)
Overall	89.9	84.5	88.1
Parents	87.7	77.7	84.4
Students	90.0	83.3	85.7
Teachers	92.1	92.4	94.4

Analysis:

Overall Banff Elementary School is above the Provincial average in this measure. Parents and students are very satisfied with overall quality of basic education.

provincial performance measure

The percentage of teachers, parents, and students agree that students model the characteristics of active citizenship.

	Banff Elementary School (%)	CRPS (%)	Alberta Education (%)
Overall	86.6	77.2	80.3
Parents	89.1	75.7	79.4
Students	75.6	65.8	71.3
Teachers	95.2	90.0	90.3

Analysis:

Overwhelmingly the teachers, parents and students agree that students model the characteristics of active citizenship.

provincial performance measure

Gr. 6 Provincial Achievement Participation Rates

	Grade 6 (%)					
	Banff Elementary School	CRPS	AB	Banff Elementary School EAL	CRPS EAL	AB EAL
LA	87.0	94.1	84.2	100	100	86.5
Math	83.3	92.2	84.6	94.0	88.9	87.5
Science	87.0	95.5	84.2	100	100	88.8
Social	85.2	92.8	84.5	100	100	88.7

provincial performance measure

Gr. 6 Provincial Achievement Test Results - Number Writing

	Acceptable (%)						Excellence (%)					
	Banff Elementary School	CRPS	AB	Banff Elementary School EAL	CRPS EAL	AB EAL	Banff Elementary School	CRPS	AB	Banff Elementary School EAL	CRPS EAL	AB EAL
LA	93.6	81.6	89.8	88.2	83.3	86.3	19.1	15.8	22.3	23.5	22.2	17.9
Math	84.4	67.3	75.0	76.5	78.9	72.9	28.9	12.4	14.8	35.3	31.6	14.6
Science	91.5	74.2	83.4	82.4	84.2	79.8	40.4	25.2	27.7	41.2	36.8	23.2
Social	93.5	76.6	79.3	87.5	88.9	76.1	37.0	19.9	23.6	31.3	27.8	19.9

provincial performance measure

Gr. 6 Provincial Achievement Test Results

Analysis:

Across all of the Provincial Achievement Tests, Banff Elementary Grade 6 students performed very well on both the measure of Acceptable Standard and Standard of Excellence. The results in Language Arts, Math, Science and Social Studies are significantly above the provincial average in the measure of Acceptable Standard. In the Standard of Excellence, Grade 6 students performed significantly above the provincial average in Math, Science and Social Studies. In Language Arts on the Standard of Excellence, Grade 6 students performed below the provincial average, however the student performance on the Acceptable Standard in Language Arts was above the provincial average. Furthermore, English as an Additional Language Grade 6 student results in the Standard of Excellence in Language Arts, Math, Science and Social Studies were above the provincial average. In Math in the Standard of Excellence measure, English as an Additional Language Grade 6 students performed well above the provincial average, highlighting an area of strength for this cohort of students.

Overall participation rates for Banff Elementary Grade 6 students in Language Arts, Math, Science and Social Studies were comparable to the provincial average with noted higher rates in Language Arts and Science. Participation rates for Grade 6 English as an Additional Language students were one hundred per cent (%100) except for Math where the participation rate was ninety-four per cent (%94), well above the provincial average.

Overall the Provincial Achievement Test results for Grade 6 Banff Elementary students were very strong and above or well above the provincial average.


05

STUDENT SUPPORTS

Outcome: Individual growth and success is fostered for every student.

Local performance measure

Percentage of teachers who indicate that professional learning focused on the Teaching Effectiveness Framework is effective and has contributed to their ongoing professional growth.



	Agree (%)	Disagree (%)
Banff Elementary School	100	0
CRPS	93	7

Analysis:

All teaching staff(100%) indicated that professional learning focussed on the Teaching Effectiveness Framework is effective and has contributed to individual ongoing professional growth

Local performance measure

Percentage of teachers who indicate that they incorporate feedback loops into their instructional design including time for students to identify their next steps for learning.



	Agree (%)	Disagree (%)
Banff Elementary School	100	0
CRPS	98	2

Analysis:

All teaching staff (100%) indicated that they incorporate feedback loops into instructional design while also including time for student reflection in next steps for individual learning.



local performance measure

Percentage of students who find the classroom instruction is well-organized, with a clear purpose, and with immediate and appropriate feedback that helps them learn.

	Gr. 4 - 6	Gr. 7 - 8
Banff Elementary School	8/10	7/10
CRPS	7.8/10	6.4/10
Canadian Norm	8.3/10	6.6/10

Analysis:

Students strongly agree that classroom instruction is well-organized, with a clear purpose, and with immediate and appropriate feedback that supports their learning.

local performance measure

Percentage of teachers who indicate that they have been provided the opportunity to build their foundational knowledge of First Nations, Metis, and Inuit people.



	Agree (%)	Disagree (%)
Banff Elementary School	79	21
CRPS	85	15

Analysis:

Seventy-nine per cent (%79) of Banff Elementary Teachers indicated the have been provided the opportunity to build their foundational knowledge of First Nations, Metis and Inuit people. This measure warrants further attention from Banff Elementary School.

local performance measure

Percentage of students who indicate that they have learned a lot about First Nations, Metis, and Inuit people.

	Gr. 4 to 6 (%)			Gr. 7 - 8 (%)		
	Agree	Disagree	Unsure	Agree	Disagree	Unsure
Banff Elementary School	91	4	5	84	8	9
CRPS	80	13	6	76	13	12

Analysis:

Ninety-one per cent (91%) of grade four to six students and eighty-four per cent (84%) of grade seven and eight students indicated they have learned a lot about First Nations, Metis and Inuit people.

provincial performance measure

Gr. 6 Provincial Achievement Participation Rates for First Nation, Métis, and Inuit students.

	Grade 6 (%)		
	Banff Elementary School	CRPS	AB
LA	*	86.2	75.9
LA (FI)	*	*	90.2
Math	*	79.3	76.1
Science	*	100	75.4
Social	*	82.8	75.7

Analysis:

Data values have been suppressed where the number of respondents/students is fewer than 6. Suppression is marked with an asterisk (*).

provincial performance measure

Gr. 6 Provincial Achievement Test Results for First Nation, Métis, and Inuit students - Number Writing

	Acceptable (%)			Excellence (%)		
	Banff Elementary School	CRPS	AB	Banff Elementary School	CRPS	AB
LA	*	56.0	79.8	*	8.0	9.4
LA (FI)	*	*	73.1	*	*	5.9
Math	*	39.1	55.2	*	8.7	7.3
Science	*	55.6	61.0	*	22.2	11.9
Social	*	33.3	59.8	*	8.3	8.6

Analysis:

Data values have been suppressed where the number of respondents/students is fewer than 6. Suppression is marked with an asterisk (*).

provincial performance measure

The percentage of teachers and parents satisfied with parental involvement in decisions about their child's education.

	Banff Elementary School (%)	CRPS (%)	Alberta Education (%)
Overall	75.9	70.8	79.1
Parents	67.3	61.4	72.5
Teachers	84.5	80.2	85.7

Analysis:

Sixty-seven per cent of parents were satisfied with involvement in decisions about their child's education. There were a very low number of parent responses, approximately five per cent (5%).

05

STUDENT SUPPORTS

Outcome: Students are literate and numerate.

Local performance measure

Percentage of teachers who indicate that literacy and numeracy are a priority within their instructional design process.



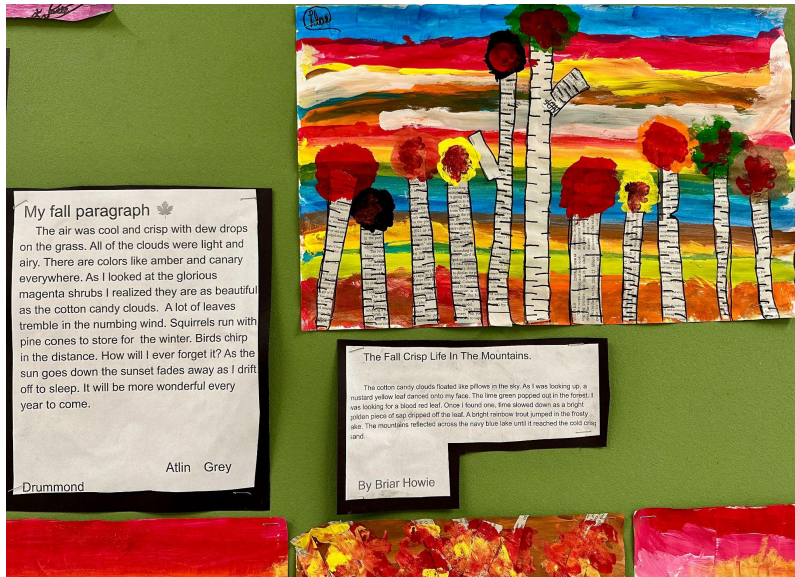
	Agree (%)	Disagree (%)
Banff Elementary School	100	0
CRPS	95	5

Analysis:

Literacy and numeracy are a high priority within the instructional design process for teachers.

Local performance measure

Percentage of teachers who indicate that CRPS has provided the opportunity to engage in professional learning in the area of literacy and numeracy.



	Agree (%)	Disagree (%)
Banff Elementary School	93	7
CRPS	82	18

Analysis:

Teachers strongly indicate that CRPS has provided the opportunity to engage in professional learning in the areas of literacy and numeracy.

local performance measure

Percentage of students who agree that interventions and supports are available to help them in language arts and mathematics.

	Banff Elementary School Gr. 4 - 6 (%)	CRPS Gr. 4 - 6 (%)	Canadian Norms Gr. 4 to 6 (%)	Banff Elementary School Gr. 7 - 8 (%)	CRPS Gr. 7 - 12 (%)	Canadian Norms Gr. 7 - 12 (%)
Challenged and Confident	29	35	40	65	67	62
Confident and Not Challenged	42	36	35	19	14	17
Not Confident and Challenged	23	21	18	14	17	18
Not Confident and Not Challenged	6	8	7	2	2	3

Analysis:

Twenty-nine per cent of Gr. 4 to 6 students agree they are challenged and confident in their learning. The results of this measure are below the Canadian Norm. This measure will be a continued area of focus moving forward.

Local performance measure

Percentage of students who enter their grade with foundational literacy and mathematical skills.

	Gr. 1 to 6 Literacy Skills (%)	Gr. 1 to 8 Mathematical Skills (%)
Banff Elementary School	59	76
CRPS	57	*

Analysis:

Fifty-nine per cent (%59) of grade one to six students enter their grade with foundational literacy skills and seventy-six per cent (%76) of grade one to eight students enter their grade with foundational mathematical skills

